



District Report Card: 2017


State: Chhattisgarh	District: Janjgir - Champa
Class: 5	Subject: Language
Schools: 60	Students: 1053


Participation/Coverage


Students

<div>GENDER</div> <div></div>	Boys		Girls	
	Number	%	Number	%
	453	43.02	600	56.98

<div>AREA</div> <div></div>	Rural		Urban	
	Number	%	Number	%
	980	93.07	73	6.93

<div>CATEGORY</div> <div></div>	SC		ST		OBC		GEN	
	Number	%	Number	%	Number	%	Number	%
	299	28.40	132	12.54	611	58.02	11	1.04

<div>CWSN</div> <div></div>	LD	VI	HI	S&LD	ID	Oth
	1	4	0	2	4	1

<div>Management</div> <div></div>	Government		Government-aided	
	Number	%	Number	%
	1053	100.00	0	0.00

Average Performance of Students in Language (%)

Overall	Gender		Area		Management		Social Group			
	Male	Female	Rural	Urban	Govt.	Aided	SC	ST	OBC	GEN
49.90	49.93	49.87	50.50	41.83	49.90	0.00	51.68	48.23	49.47	44.85

Performance on Learning Outcomes (LOs)

Learning Outcomes	Description	Average Performance(%)
L504	Reads and comprehends independently storybooks, news items/ headlines, advertisements etc.	48.62
L508	Reads text with comprehension, locates details and sequence of events	50.53

Range of Performance of Students who Answered Correctly							
Below 30%		30% - 50%		50% - 75%		Above 75%	
Number	%	Number	%	Number	%	Number	%
166	15.76	371	35.23	435	41.31	81	7.69

Lowest Performing Learning Outcomes (LOs)

- 1 - Reads and comprehends independently storybooks, news items/ headlines, advertisements etc. (48.62)
- 2 - Reads text with comprehension, locates details and sequence of events (50.53)